


*The distribution station for
underfloor heating and radiators*



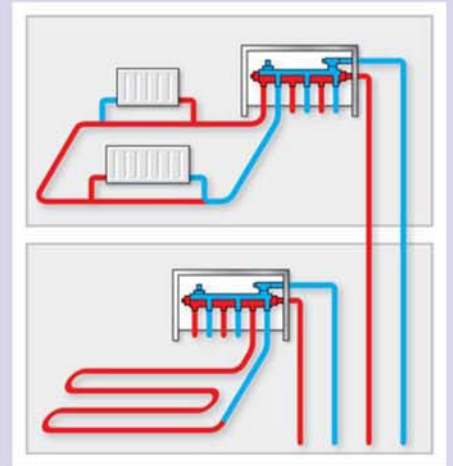
MAGRA[®] distributor housing cabinet MG

with **MAGRA**[®] heating-circuit distributor 60/60

MAGRA[®] heating-circuit distributor 60/60 Hot water flow rate to 3 m³/h · Power at Δt 20° to 70 kW



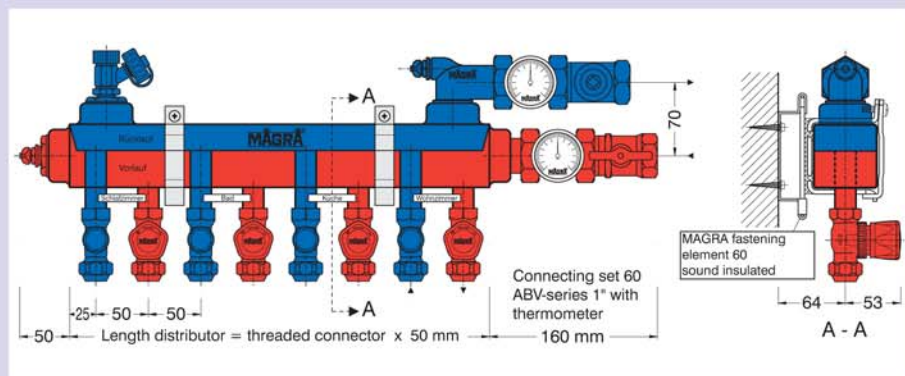
*...for
underfloor heating
and radiators!*



The MAGRA distributor is compact and easy to install. The reliability of the MAGRA distributor is a result of a high technical standard in production. MAGRA distributors are made of steel, the proven material for heating systems.

For special installations MAGRA distributors are also made of stainless steel V4A.

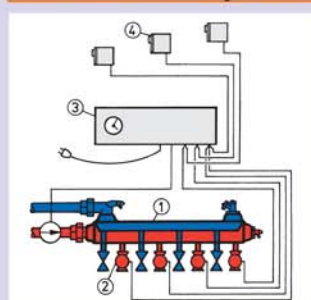
Dimensions:



**For over 40 years!
Steadily improved, still the same
dimensions!**

The MAGRA heating-circuit distributor 60/60 as a combined outflow and return flow distributor with MAGRA outflow valves, can be retrofitted with electrothermal actuators. Return flow screw connectors, shut-off capable with presetting, mounted on the distributor with adapter screw-couplings for plastic/mild steel/copper pipes.

Comfort for every room - Single room thermostatic control systems



System diagram

- ① MAGRA distributor for underfloor heating
- ② Electrothermal valves
- ③ Control panel
- ④ Room thermostats



Electrothermal valves, controlled by room thermostats, open when heat is required.

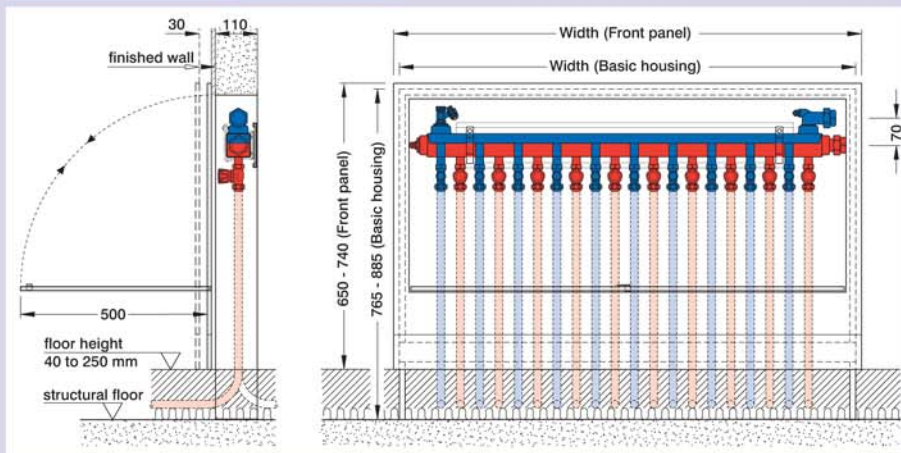
MAGRA® distributor housing cabinet MG with MAGRA® heating-circuit distributor ...



*...perfect
in technique
and design!*

The MAGRA distributor housing cabinet can be installed easily in any wall. The timeless design fits ideally in any apartment.

Cabinet sizes and dimensions:



- Basic housing in galvanized sheet steel. Front panel in sheet steel panel, coated white.
- Basic housing adjustable for adaptation to various floor heights from 40 up to 250 mm surface structure.
- Front panel with flap door. Depth adjustment from 110 up to 140 mm.

Cabinet sizes	MAGRA distributor groups with connecting set 60		Dimensions in mm Basic housing (Height adjustable)	Wall recess dimensions (bare brickwork) Height minimum 800 mm up to 920 mm
	with 1" screw-couplings	with shutoff and adjustable 1" screw-couplings		
MG 4	bis 4	bis 3	Width 580/ Height 765-885	Width 600 / Depth 110
MG 7	bis 7	bis 6	Width 880/ Height 765-885	Width 900 / Depth 110
MG 10	bis 10	bis 9	Width 1180/ Height 765-885	Width 1200 / Depth 110
MG 13	bis 13	bis 12	Width 1480/ Height 765-885	Width 1500 / Depth 110

For convenient heat meter reading



Connecting set for heat meter

For screw-mounting to MAGRA distributor. Complete pipework with screw-couplings, shutoff and vent valves.

For old and new buildings



Surface mounting frame

If a MAGRA distributor housing cabinet is surface mounted on a wall, the mounting frame is needed as a cladding for the basic housing.